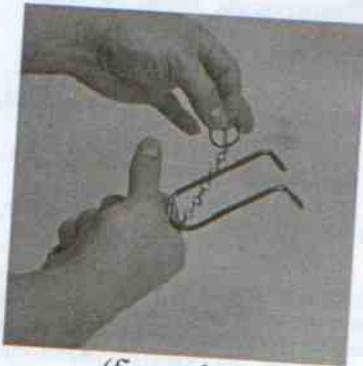





IMPORTANT TIPS: ...
manufacturing and human scents. Wearing gloves will ...
recommended. Dipping traps or spraying with rust resistant paint will help
to reduce rusting.

1. Locate a tunnel or mound that indicates recent mole activity. (During dry periods, moles often stay inactive)
2. With a hand trowel, dig a circular or oval hole in the grass/sod 6-8 inches in diameter and deep enough to reach the base of the tunnel.
3. Carefully clean out each direction of the tunnel until the trap it can be freely inserted. Set the two traps by squeezing the coiled end and placing the ring perpendicular, about 1 3/4 inches from the end of the tongs (Figures 1a & b). NOTE: Failure to clean the tunnel adequately may cause the trap to become sprung and plugged.

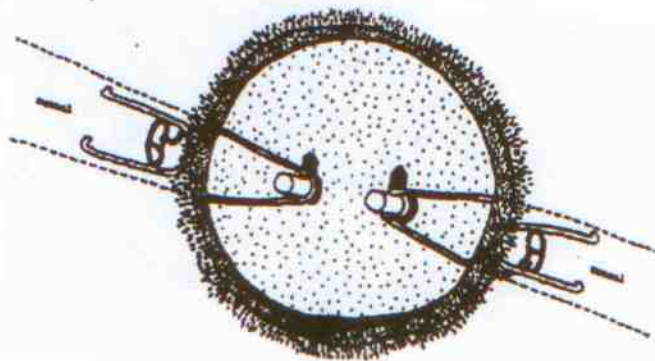


(figure 1a)



(figure 1b)

4. Place one of the SET traps in one direction in the tunnel with tongs pointing downward (figure 2)



(figure 2)